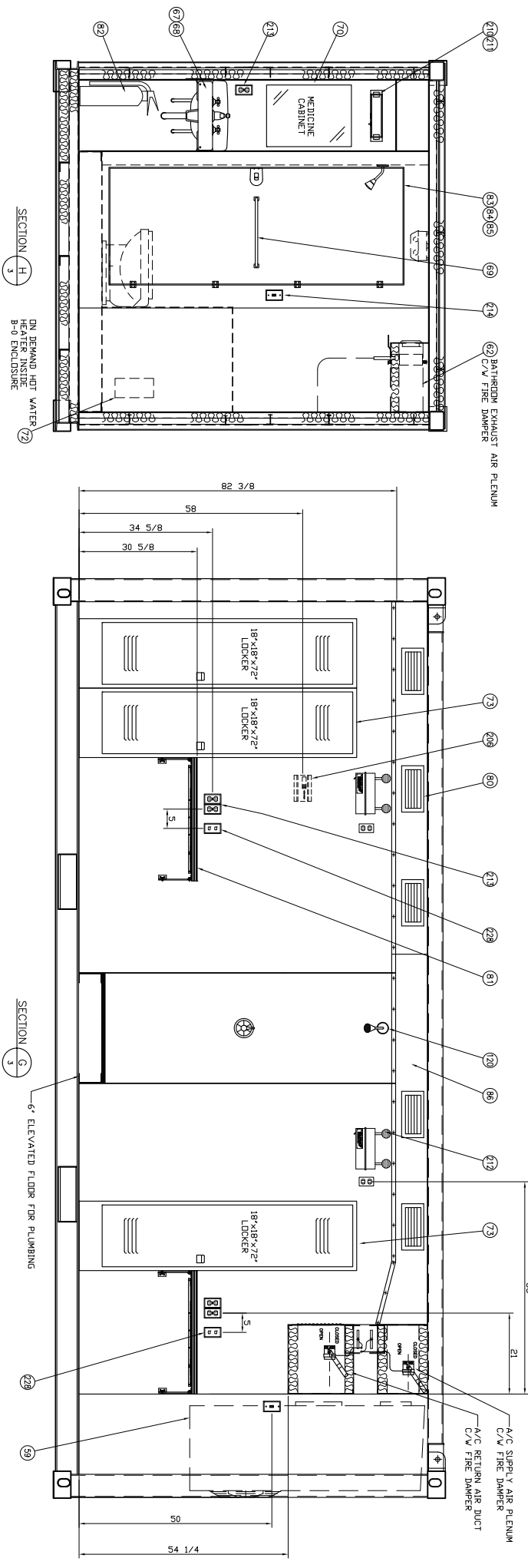
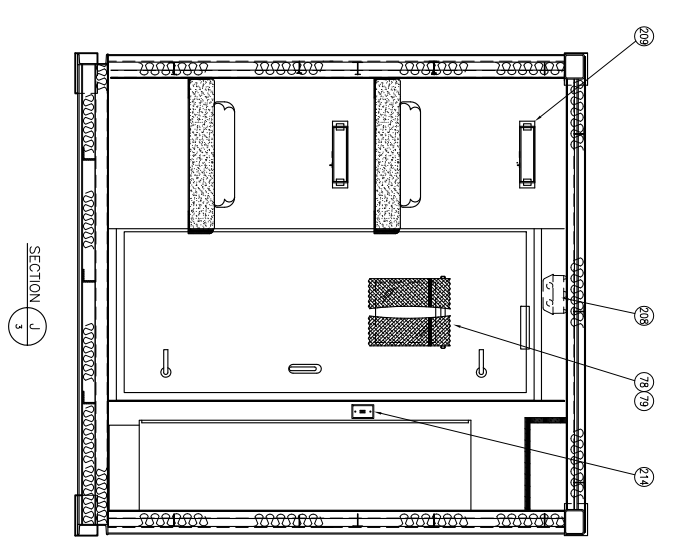
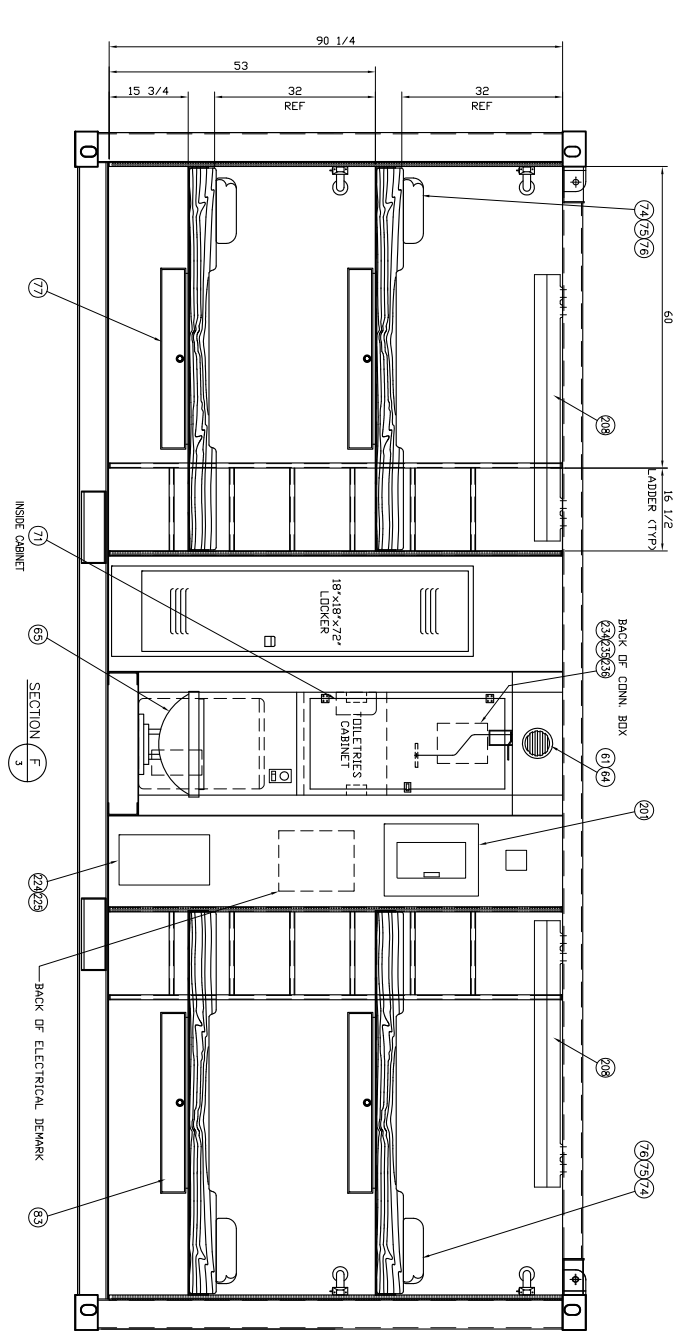
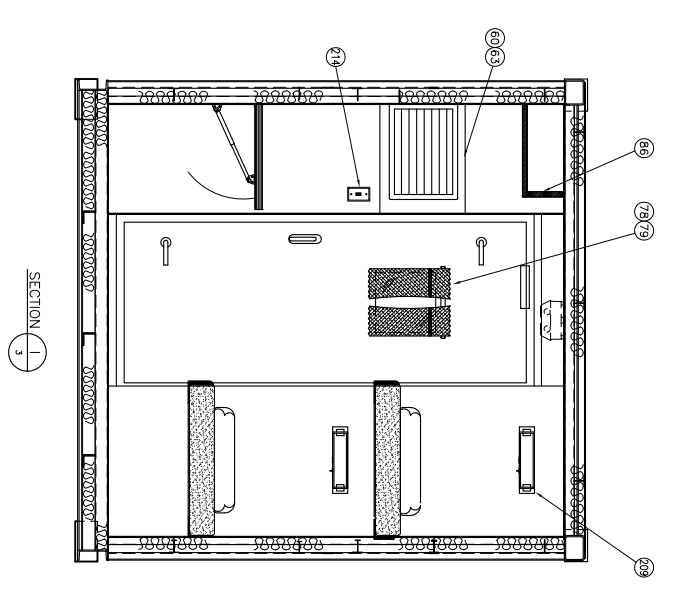


**CONCEPT DRAWING  
DO NOT USE FOR  
CONSUTRUCITION**



ITEM	DESCRIPTION	QTY	UOM
59	HVAC, BARD 2TON CABINET, CT242 SERIES	1	EA
60	FIRE DAMPER, A60, MANUAL WITH FUSIBLE LINK	2	EA
61	FIRE DAMPER, A60, BUTTERFLY, W/FUSIBLE LINK	1	EA
62	BATHROOM EXHAUST FAN	1	EA
63	RETURN AIR GRILL	1	EA
64	SUPPLY AIR GRILL, BATHROOM FAN	1	EA
65	TOILET, RV STYLE	1	EA
67	SINK, PORCELAIN, WALL MOUNTED	2	EA
68	FAUCET, AMERICAN STANDARD	2	EA
69	TOWEL BAR, AMERICAN STANDARD	1	EA
70	MEDICINE CABINET	2	EA
71	TOILET ROLL DISPENSER	1	EA
72	ON DEMAND HOT WATER HEATER	1	EA
73	LOCKER, 18"x18"x72"	4	EA
74	PILLOW	4	EA
75	BED FRAME, 76"x30" W/SIDE ROLL GUARD	4	EA
76	MATTRESS, USCG APPROVED, 76"x30"	4	EA
77	PERSONAL STORAGE DRAWER	4	EA
78	CURTAIN ROD	2	EA
79	CURTAIN	2	EA
80	AIR REGISTERS GRILL	5	EA
81	FOLDING WORK DESK	2	EA
82	FIRE EXTINGUISHER, TYPE BC, 10#	2	EA
83	BATHROOM DOOR	2	EA
84	RECESSED DOOR LATCH, LOCKABLE	2	EA
85	HINGE, PLANO	2	EA
86	SUPPLY AIR DUCT	2	EA
120	SHOWER HEAD	1	EA
141	LADDER	2	EA
201	SERVICE PANEL, 16CCT, 100A MB	1	EA
206	THERMOSTAT, PROGRAMABLE	1	EA
208	FLUORESCENT LIGHT, 120V VAPOR TIGHT	2	EA
209	BUNK LIGHT	4	EA
210	VANITY LIGHT	2	EA
211	EMERGENCY LIGHT, 60 MINUTE	2	EA
214	LIGHTSWITCH, 15A	4	EA
218	PHONE/NETWORK RECEPTACLE	2	EA



UNLESS OTHERWISE NOTED:  
DIMENSIONS ARE IN INCHES  
LINEAR DIMENSIONS ARE ±1/16  
ANGULAR DIMENSIONS ARE ±1°

THIS IS A PROPRIETARY DESIGN OF  
SILHOUETTE STEEL LTD. MANUFACTURE,  
REPRODUCTION OR USE OF ANY ASSEMBLY,  
SUBASSEMBLY OR PART IS NOT PERMISSIBLE  
EXCEPT IF EXPRESSLY PRIOR AUTHORIZED IN  
WRITING BY SILHOUETTE STEEL LTD.

**Silhouette Steel Ltd.**  
10136-201 Street  
Langley B.C. V1M0B1  
Canada

www.silhouettesteel.com  
tel: 604.513.5888  
fax: 604.513.8773

PROJECT MANAGER	DAVE DSC
DRAWN BY	DAVE DSC
DRAWING SCALE	1:40
DATE	27. DEC. 12
FLATT STAMP	B

PROJECT No.	910-08	SECTION	01	REV	4	SHEET No.	4 of 4
DWG TITLE	G.A. INTERIOR VIEWS						
JOB NAME	20' DNV VAN						
CLIENT	SILHOUETTE STEEL						