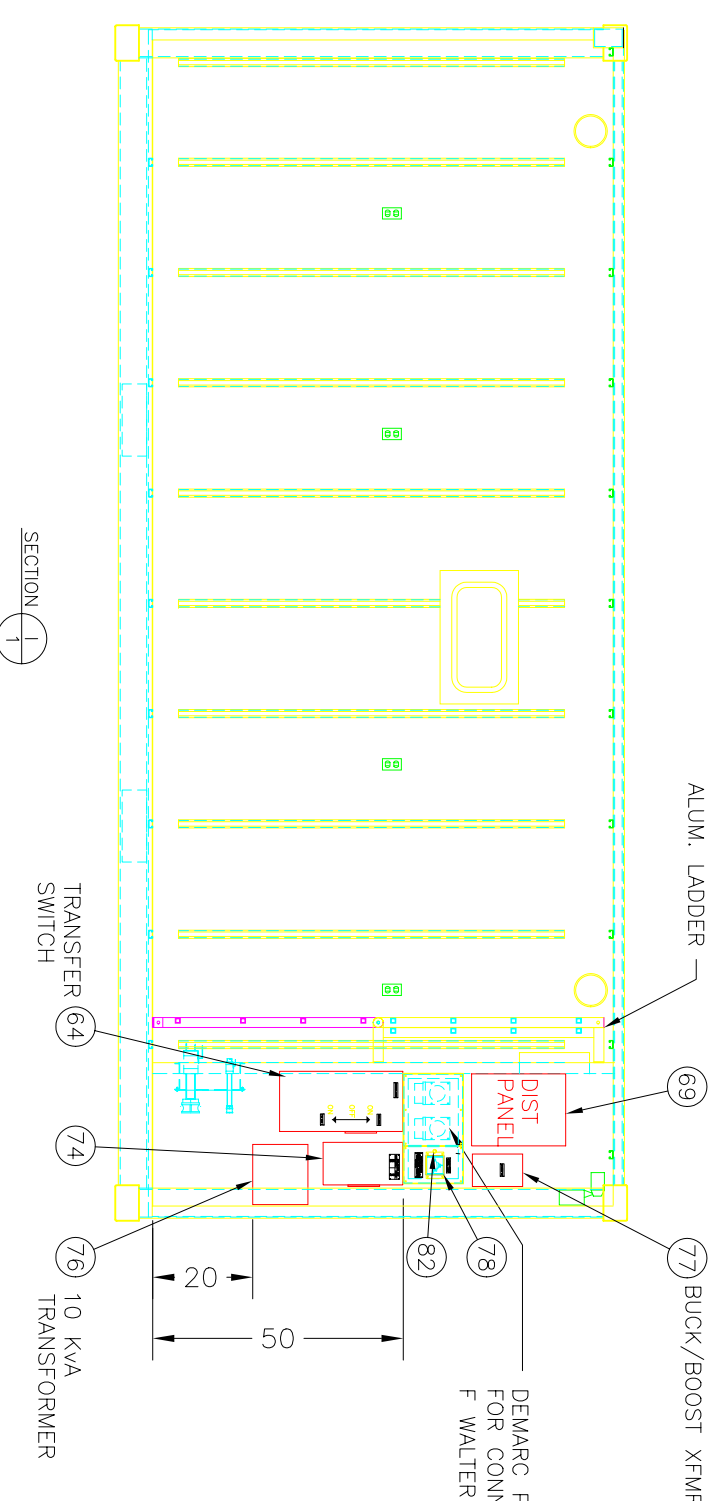
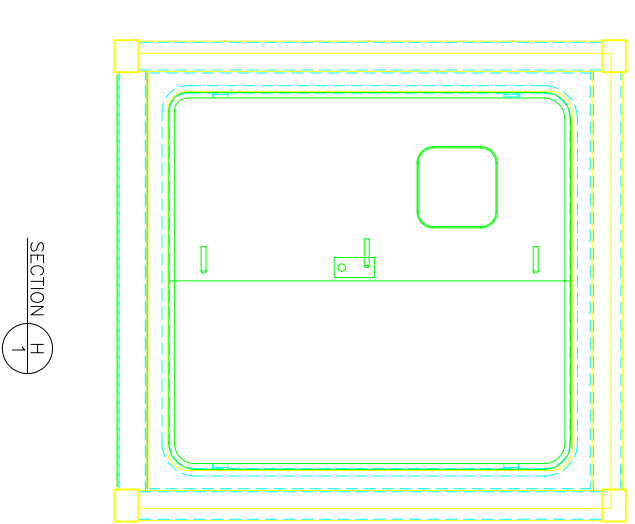
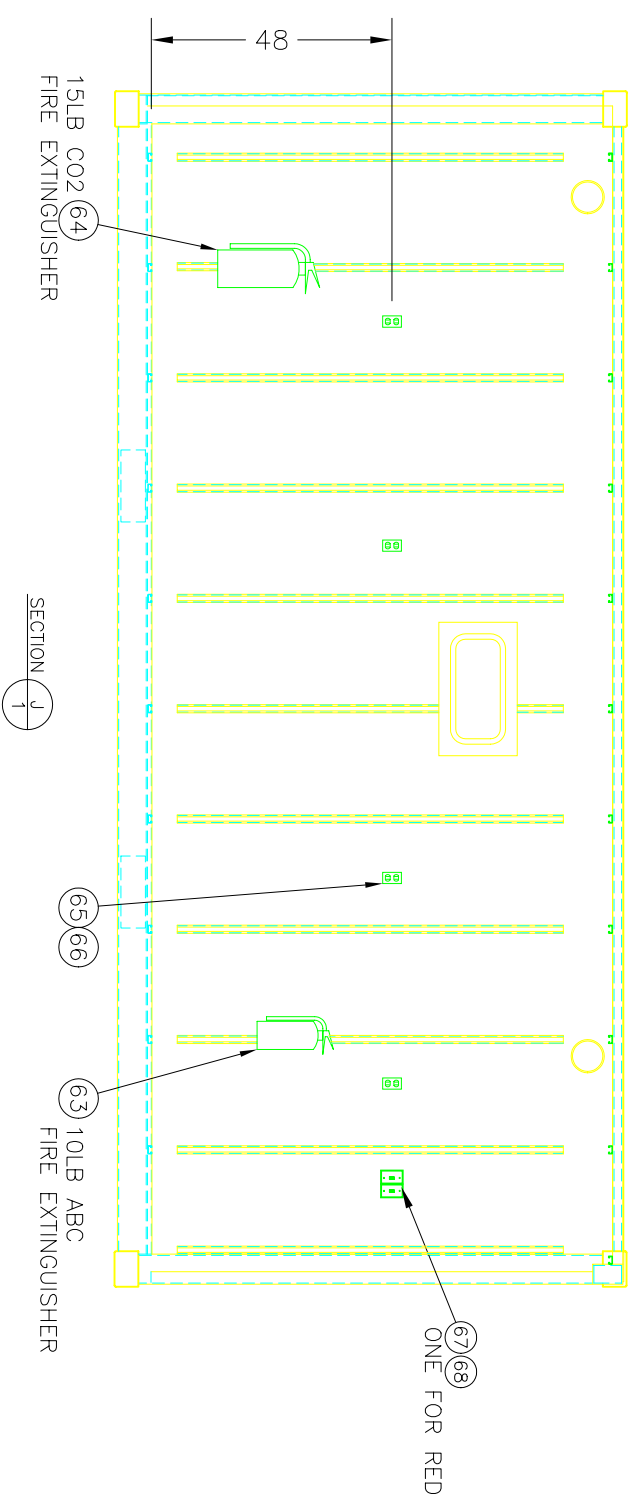
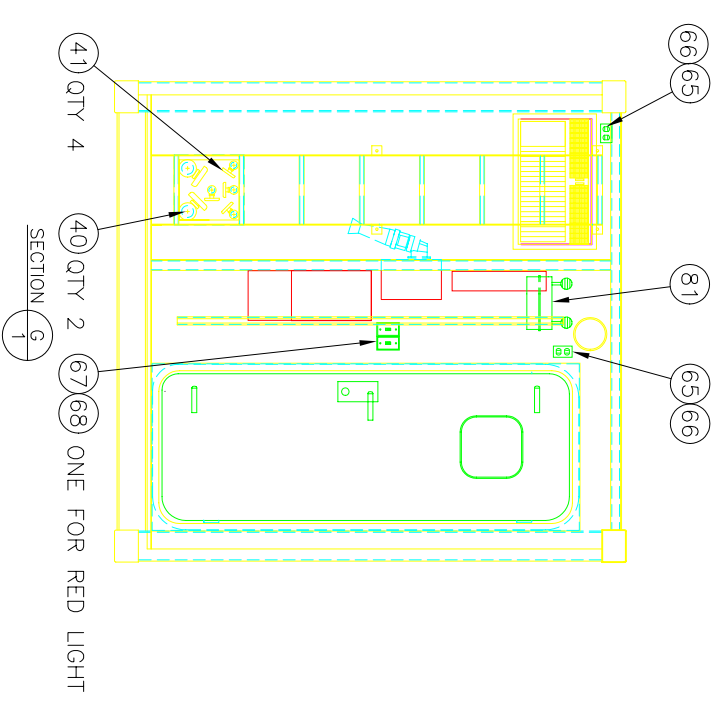


REVISIONS				
ZONE	LTR	DESCRIPTION	DATE	APPROVED
		ISSUED FOR APPROVAL		

COUNTER MODULES NOT SHOWN FOR CLARITY
SEE SH5 FOR MODULE LAYOUT



- NOTES:-
1. ALL ELECTRICAL WIRING TO BE SURFACE MOUNTED USING EMT
 2. MINIMUM WIRE SIZE IS TO BE #12AWG
 3. ALL CABLE/WIRE TO BE STRANDED, XLPE-90
 4. CONDUIT IS TO BE RUN ON THE WALL SURFACE AND NOT ON THE UNISTRUIT.

THIS IS A PROPRIETARY DESIGN OF SONIC BARRIER SOUND PRODUCTS LTD. MANUFACTURE, REPRODUCTION OR USE OF ANY ASSEMBLY, SUBASSEMBLY OR PART IS NOT PERMISSIBLE EXCEPT IF EXPRESSLY PRIOR AUTHORIZED IN WRITING BY SONIC BARRIER SOUND PRODUCTS LTD.

UNLESS OTHERWISE SPECIFIED DIMENSIONS ARE IN INCHES TOLERANCES FRACTIONAL ± 0' DECIMAL ± .001" ANGULAR ± 1° DO NOT SCALE DRAWING		CONTRACT No. 625.2.01		DATE 12.DEC.02	
DRAWN K. MINHAS		CHECK		TITLE	
DESIGN		DESIGN ACTIVITY		INTERIOR VIEWS STANDARD ALUMINUM VAN GENERAL PURPOSE	
CUSTOMER UNOLS		SCALE NTS		FSCM NO	
		SHEET 2 OF 5		DWG No 625201-1-02	
				REV.	

7973 PROGRESS WAY
DELTA B.C. V4G 1A3
PH- 604 946-6100
FX- 604 946-6967